

DockinaBox®

LEADING EDGE TECHNOLOGY & DESIGN



[DOCKINABOX.COM](https://dockinabox.com)

CELEBRATING 22 YEARS

DOCKINABOX.COM



BUY A PRODUCT THAT'S BUILT TO LAST!

For over 2 decades, we have continued to manufacture only the most technically advanced, feature rich product that serve our client's needs. Our philosophy is quite simple... keep tolerances low and reliability high.

With over 30 years in the marine industry, DockinaBox® has the experience to assess your needs and ensure your purchase fulfills your requirements. We continue to use only the best materials, the most cutting-edge technology and skilled craftsmanship to produce the safest, most reliable and most adaptable dock systems, lifts and accessories on the market today.

DockinaBox® continues to service our clients, design new product and manufacture world class aluminum docks, boat lifts and accessories right here in Canada! Located just north of Toronto, DockinaBox® has over 40,000 square feet of manufacturing, distribution and warehouse facilities and boasts the largest indoor / outdoor showroom around. We invite you to come see us and fully interact with all of our products, both in and out of the water, because when you buy from DockinaBox® you're buying a product that's built to last!

Hello, I'm the Professor. Look for me to guide you through the unique features and benefits of our products. For example, did you know our testing exceeds National Building Codes for weight capacity?




CUTTING EDGE TECHNOLOGY. UNIQUE DESIGNS.

MADE IN CANADA

DockinaBox® patented products are designed and manufactured with precision and craftsmanship using technology unlike any other dock companies:

- DeckWave Technology: low maintenance, non-slip, never hot, wave pressure dispersion, highest fatigue resistance with fastener-less installation
- Multi Chambered Frame: Increase load strength and rigidity for stability, comfort and safety
- Traction Safety Strip: Beveled and radiused side rails with 13 groove strips over a 2" distance ensuring safe ingress & egress
- Advanced Welding Technology & Robotics: Structural Integrity, Reliable & Repeatable Consistency with enhanced Durability using CMT Technology
- Wider Docks: Typically 2 1/2" wider than competitor and on average a 4% larger dock system
- Enhanced Decking Support: Six foot wide docks have 4 decking supports (14" Centres)
- CAD-CAM technology utilized in manufacturing for extreme precision
- All stainless steel hinges & hardware



PIPE DOCKS:

- Patented Angled Legs: Stability, Strength and Safety, allows for use in deeper water applications
- Oversized Reinforced Footpad: Industry leading design allows pipe extension through footpad for more secure anchoring

FLOATING DOCKS:

- Specially Designed heavy density foam wall float (no styrofoam): 30lbs/sq.ft buoyancy virtually eliminates corners from dipping and creates optimum ice lifting characteristics during the winter freeze
- Locking Hinges: Enables floating sections to become one rigid section utilized with our multi chambered frames

WHY DO WE BUILD OUR PRODUCTS THE WAY WE DO?

Simple...Durability, Safety and Low Maintenance are the hallmarks of DockinaBox®.

Using Cold Metal Transfer welding, Yaskawa robotics and Canada's largest in ground shuttle roto-molding machine, we produce 90% of our products right here in Canada. We then use vigorous and punishing testing to assure we meet the highest standards. Modern in design, our products are durable and safe. Always challenging the status quo of the industry, we are constantly adding to our existing library of 20 Canadian and US patented and trademarked products.

When you buy a DockinaBox® product, it's manufactured by design, technology and experience to outlast the competition and by using premium materials, DockinaBox® has achieved almost 100% recyclable components on all dock and lift products - a first in the industry!



Example of Severe Weight Testing



Advanced CMT Robotic Welding Technology



Canada's Most Modern Rotomolding Machine



Constant Harsh Conditions

DECKWAVE

DOCKINABOX.COM

DECK WAVE®

SEE THE DIFFERENCE

Gone are the days of sanding, staining, weatherproofing and repairing wood deck boards or assuming the high price of poor performing composites.

DeckWave® decking, exclusive only to DockinaBox®, continues to outperform, outlast and outsell every competitors product.

Consumers are shying away from the traditional wood dock option as natural wood materials such as cedar or the new pressure treated options are expensive and only prove to have a short lifespan due to the lack of preservatives and resin found in current wood products.

DeckWave® has been used by government ministries and agencies, harbor masters, marinas and landscapers across North America



Wood docks not only yield a shorter lifespan but require continual maintenance, ie. warping, splinters, nails, staining etc.


Alternately, Deckwave® decking is manufactured using structural foam infused co-polymer fiberglass reinforced plastic through a low-pressure cellular injection process which diminishes the likelihood of cracking and fading and in fact, has the highest strength to weight ratio when compared to other composite decking products on the market.

THE NEW EVOLUTION OF CO-POLYMER FIBER INFUSED DECKING

MADE IN CANADA

Our exclusive Deckwave® decking features:

- Lightweight and physically manageable
- Never hot to touch, even in direct sunshine
- Superior traction when wet and dries fast
- **Vented design to disperse negative effects of wave action on your dock**
- **Dedicated cleat mounting locations on every panel**
- **Gap free vertical interlocking flex tab for clean seamless look**
- Known to reduce birds congregating on the dock
- Stain resistant, virtually no maintenance
- Crack resistant in extreme cold and when drilled
- Yes it is recyclable



Sand

Grey

Beige

DECKWAVE® - VENTED

Size	Colour	Price
2' x 4'	Grey, Beige or Sand	\$120.00
2' x 6'	Grey, Beige or Sand	\$150.00



Grey

Beige

DECKWAVE® - SOLID

Size	Colour	Price
2' x 4'	Grey or Beige	\$120.00
2' x 6'	Grey or Beige	\$150.00

STANDARD DUTY MODULAR PIPE SERIES

DOCKINABOX.COM

INNOVATIVE DESIGN. PATENTED TECHNOLOGY.

Removable aluminum pipe docks are the option of choice for cottagers, waterfront communities and marinas. Whether it's a simple design for your watercraft or you plan on creating a water entertainment center, DockinaBox® can provide the dock and design to suit your lifestyle and needs.

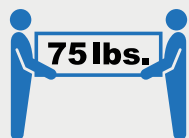
The Standard Duty Pipe Series Dock is one of our most popular options. It's robust enough to handle the elements and ideal for small bodies of water like the Muskoka's and Kawartha's, with waves no bigger than 3 feet. Weighing an average of 75 lbs. per frame, two people can easily manage its installation and annual removal.

Our modular design allows you to expand and add to your existing dock and design at any time, whether it's a patio, swim deck or an extra boat slip.

All Standard Duty Pipe Series docks come equipped with our DeckWave® decking, leg pockets, brackets, foot pads and hardware in accordance with your configuration.



FEATURES



DECK WAVE




Hold Down Kits - \$165

Keep your dock firmly planted to the lake bottom in rough conditions. Includes 245 lb. anchor, 6' chain and hardware bracket.



Vertical Sliding Bumpers from \$160

These exclusive bumpers protect your vessel & dock regardless of water level heights. Horizontal & vertical adjustability. Available in 30" or 42" lengths.



Designer Corner Bumpers - \$75

DockinaBox® exclusive design that protects your watercraft and swimmers as well. Our bumper covers top, side and bottom of the dock.




Telescopic Cross Brace - \$140

Optional telescopic cross braces add increased stability in deeper water conditions of 5 ft. or more.

CUTTING EDGE TECHNOLOGY. UNIQUE DESIGNS

MADE IN CANADA

1. Slide in Deck Track
2. Dual Chambered Frame Extrusion
3. DeckWave®
4. Additional Lake Bottom Anchoring
5. Oversized Footpad with Turn Down Corners
6. 5° Angled & Adjustable Legs
7. Safety Side Traction Strip



STANDARD DUTY

DockinaBox® has designed, developed and rigorously tested our technology for over 22 years to bring you the best pipe dock available on the market today and loaded with features:

- Dual chambered frames ensuring your dock resists flexing and warping caused by wave action and the mooring of watercraft
- Exclusive DeckWave® decking easily slides in and out, making installation and removal more manageable. It's never hot, requires low to no maintenance and has superior traction when wet
- **Patented 5° Adjustable Angled Legs** providing proven structural integrity and stance for increased stability and comfort
- Oversized footpads allow leg pipes to extend through the footpad providing additional security when anchoring the dock
- All docks welded with CMT technology

Size	Ramp Includes Frame & Decking	Self Standing Includes Frame, Decking, 4-Leg Assemblies and Hardware	Add End Includes Frame, Decking, 2-Leg Assemblies and Hardware	Add Side Includes Frame, Decking, 2-Leg Assemblies and Hardware	Add Back/Side (L/R) Includes Frame, Decking, 1-Leg Assembly and Hardware	End Cap
3' x 8'	\$940.00	\$1,676.00	\$1,346.00	\$1,418.00	\$1,329.00	\$85.00
4' x 8'	\$1,316.00	\$2,052.00	\$1,722.00	\$1,794.00	\$1,705.00	\$90.00
4' x 10'	\$1,635.00	\$2,371.00	\$2,041.00	\$2,113.00	\$2,204.00	\$90.00
6' x 8'	\$1,900.00	\$2,636.00	\$2,306.00	\$2,378.00	\$2,289.00	\$100.00
6' x 10'	\$2,220.00	\$2,956.00	\$2,626.00	\$2,698.00	\$2,609.00	\$100.00


Pipe legs sold in 6" increments - 1.9"OD, 1½ Schedule 40 = \$9.00/ft. or 1.9" OD 1½" Schedule 80 = \$15.00/ft, Tri-Rib = \$15.00/ft.
NOTE: Schedule 80 or Tri-Rib pipe is recommended for pipe lengths of 7ft or more.

Our exclusive,
patented angled
legs make our docks
more stable than any
straight leg design.



Shore Mount Brackets - \$55

Connecting your dock to shore, a break wall or an existing dock structure is easy with our shore mounting bracket.



Standard Duty Inside Corner

Enhance the appearance of your dock by adding up to 18 sq.ft. of space.

4' x 4' - \$735
6' x 6' - \$1,295



Flip Up Dock Cleats from \$25

Eliminate trip hazards with these sleek looking cleats that flip up for mooring watercraft and flip down when not in use. See accessories for options.



Mud Pads - \$80

Prevent pipe legs from sinking in muddy or silty lake bottoms where 6" of sinking is possible.

HEAVY DUTY MODULAR PIPE SERIES

DOCKINABOX.COM

INNOVATIVE DESIGN. PATENTED TECHNOLOGY.

Bodies of water come in all shapes and sizes. You need a dock that matches the elements you face every season. To meet that need, we have engineered our Heavy Duty Series dock system to match your waterfront and conditions.

Equipped with our 7° angled leg design for superior strength and stability, the Heavy Duty Series is designed for abuse and has proven to be as tough as they come. Tested in some of the roughest conditions on large lakes, including Lake Simcoe, Nipissing, and Georgian Bay, our docks continue to stand up against rough elements year after year.

Our vented, high performance DeckWave® decking is an essential piece of the Heavy Duty series, allowing wave energy to disperse through the decking and diminish strain on your dock. Like our other series, you can choose the colour of your decking which is included in your dock purchase, as are the leg pockets, brackets, foot pads and hardware in accordance with your configuration.



FEATURES



DECK WAVE




Hold Down Kits - \$165

Keep your dock firmly planted to the lake bottom in rough conditions. Includes 245 lb. anchor, 6' chain and hardware bracket.



Vertical Sliding Bumpers from \$165

These exclusive bumpers protect your vessel & dock regardless of water level heights. Horizontal & vertical adjustability. Available in 30" or 42" lengths.



Designer Corner Bumpers - \$75

DockinaBox® exclusive design that protects your watercraft and swimmers as well. Our bumper covers top, side and bottom of the dock.




Telescopic Cross Brace - \$140

Optional telescopic cross braces add increased stability in deeper water conditions of 5 ft. or more.

CUTTING EDGE TECHNOLOGY. UNIQUE DESIGNS

MADE IN CANADA

1. Slide in Deck Track
2. Triple Chambered Frame Extrusion
3. DeckWave®
4. Additional Lake Bottom Anchoring
5. Oversized Footpad with Turn Down Corners
6. 7° Angled & Adjustable Legs
7. Safety Side Traction Strip



HEAVY DUTY


Through our rigorous testing, we have developed the Heavy Duty Series for medium to large lakes that experience heavy wave conditions. Our technology ensures our docks will last where others won't dare to venture.

- Triple chambered frames that increase the strength and torsional rigidity of the dock, helping to resist flex caused by heavy wave action and mooring large watercraft to the dock
- Internal Sliding Connectors and industrial strength knob brackets connect your docks together with incredible ease
- **Patented 7° Adjustable Angled Legs provide** structurally proven stance for an incredibly stable and comfortable dock, even in rough water conditions
- Our DeckWave® decking allows wave action to be dispersed through the vented decking and the slide in/out track ensures that your panels do not blow out

Size	Ramp Includes Frame & Decking	Self Standing Includes Frame, Decking, 4-Leg Assemblies and Hardware	Add End Includes Frame, Decking, 2-Leg Assemblies and End Mounting Hardware	Add Side Includes Frame, Decking, 2-Leg Assemblies and Side Mounting Hardware	Add Back/Side (L/R) Includes Frame, Decking, 1-Leg Assembly and Hardware	End Cap
4' x 10'	\$1,925.00	\$2,785.00	\$2,437.00	\$2,421.00	\$2,401.00	\$95.00
4' x 14'	\$2,700.00	\$3,560.00	\$3,212.00	\$3,196.00	\$3,176.00	\$95.00
6' x 10'	\$2,565.00	\$3,425.00	\$3,077.00	\$3,061.00	\$3,041.00	\$105.00
6' x 14'	\$3,610.00	\$4,470.00	\$4,122.00	\$4,106.00	\$4,086.00	\$105.00
8' x 10'	\$4,126.00	\$4,986.00	\$4,638.00	\$4,622.00	\$4,602.00	\$120.00
8' x 14'	\$5,777.00	\$6,637.00	\$6,289.00	\$6,273.00	\$6,253.00	\$120.00


Pipe legs sold in 6" increments - 1.9" OD, ½ schedule 40 = \$9.00/ft. or 1.9" OD schedule 80 = \$15.00/ft. Tri-Rib = \$15.00/ft.
NOTE: Schedule 80 or Tri-Rib pipe is recommended for pipe lengths of 7ft or more.

Our internal sliding frame connectors and knob brackets add additional strength and make assembly easy!



Shore Mount Brackets - \$55

Connecting your dock to shore, a break wall or an existing dock structure is easy with our shore mounting bracket.



Heavy Duty Inside Corner

Enhance the appearance of your dock by adding up to 18 sq.ft. of space.

4' x 4' - \$800
6' x 6' - \$1,350



Flip Up Dock Cleats from \$25

Eliminate trip hazards with these sleek looking cleats that flip up for mooring watercraft and flip down when not in use. See accessories for options.



Mud Pads - \$80

Prevent pipe legs from sinking in muddy or silty lake bottoms where 6" of sinking is possible.

SUPER DUTY MODULAR PIPE SERIES

DOCKINABOX.COM

INNOVATIVE DESIGN. PATENTED TECHNOLOGY.

The Super Duty Pipe Series is designed to go where no other docks can.

Unlike anything made in the consumer market today, the Super Duty Series is reliable in the harshest of conditions and able to accommodate watercraft and cruisers up to 50 ft. long. Ideal for large exposed and open bodies of water like the Great Lakes and perfect for select residential, commercial and marina use.

Our Super Duty Series comes equipped with our DeckWave® decking which allows 40% of wave energy to be dispersed, reducing decking blow outs and damage. You can choose the colour of your decking which is included, as are the leg stations, connecting brackets, foot pads and hardware in accordance with your chosen configuration.

Our DockinaBox® sections can be attached together with our exclusive sliding connector bracket system that allows for endless design options.



FEATURES



DECK WAVE




Hold Down Kits - \$165

Keep your dock firmly planted to the lake bottom in rough conditions. Includes 245 lb. anchor, 6' chain and hardware bracket.



Vertical Sliding Bumpers from \$175

These exclusive bumpers protect your vessel & dock regardless of water level heights. Horizontal & vertical adjustability. Available in 30" or 42" lengths.



Designer Corner Bumpers - \$80

DockinaBox® exclusive design that protects your watercraft and swimmers as well. Our bumper covers top, side and bottom of the dock.




Telescopic Cross Brace - \$140

Optional telescopic cross braces add increased stability in deeper water conditions of 6 ft. or more.

CUTTING EDGE TECHNOLOGY. UNIQUE DESIGNS.

MADE IN CANADA

1. Triple Chambered Frame
2. Unique 9°Angled Leg Stanchions
3. Additional Lake Bottom Anchoring
4. Oversized Foot pad with Turn Down Corners



SUPER DUTY

The Super Duty Series is made to survive in large open bodies of water or for light commercial use. We use our patented technology and punishing tests to ensure our Super Duty docks are a better solution for large bodies of water.

- Triple chambered frames that increase the strength and torsional rigidity of the dock, resisting flexing caused by heavy wave action and mooring large watercraft to the dock
- All docks welded with CMT technology
- 9° Adjustable Angled Legs, double braced with built in gusseted stabilizers to provide unparalleled strength and unrivaled stability
- Internal Sliding Connectors and industrial strength knob brackets connect your docks together with incredible ease and provide you with exceptional strength & rigidity

Size	Ramp Includes Frame & Decking	Self Standing Includes Frame, Decking, 2-Leg Stanchions and Hardware	Add End Includes Frame, Decking, 1-Leg Stanchion and Hardware	Add Side Includes Frame, Decking, 2-Leg Stanchions and Hardware	Add Back/Side (L/R) Includes Frame, Decking, 1-Leg Stanchion and Hardware	End Cap
4' x 10'	\$2,570.00	\$3,585.00	\$3,159.00	\$3,610.00	\$3,317.00	\$100.00
4' x 14'	\$3,600.00	\$4,615.00	\$4,189.00	\$4,640.00	\$4,347.00	\$100.00
6' x 10'	\$3,060.00	\$4,195.00	\$3,709.00	\$4,220.00	\$3,866.00	\$110.00
6' x 14'	\$4,281.00	\$5,416.00	\$4,930.00	\$5,441.00	\$5,087.00	\$110.00
8' x 10'	\$4,698.00	\$6,093.00	\$5,477.00	\$6,118.00	\$5,666.00	\$120.00
8' x 14'	\$6,580.00	\$7,975.00	\$7,359.00	\$8,000.00	\$7,548.00	\$120.00


Pipe legs sold in 6" increments - 2.375" OD 2" Schedule 40 = \$14.00/ft. 2.375" OD 2" Schedule 80 = \$19.00/ft.

Built without compromise, the Super Duty Series is unlike any other system. Robust and incredibly sturdy.



Shore Mount Brackets - \$55

Connecting your dock to shore, a break wall or an existing dock structure is easy with our shore mounting bracket.



Super Duty Inside Corner

Enhance the appearance of your dock by adding up to 18 sq.ft. of space.

4' x 4' - \$880
6' x 6' - \$1,475



Flip Up Dock Cleats from \$25

Eliminate trip hazards with these sleek looking cleats that flip up for mooring watercraft and flip down when not in use. See accessories for options.



Mud Pads - \$80

Prevent pipe legs from sinking in muddy or silty lake bottoms where 6" of sinking is possible.

FLOATING DOCK SERIES

DOCKINABOX.COM

FOR SOFT LAKE BEDS OR DEEP WATER

Able to accommodate boats up to 30 feet or more and ideal for residential or light commercial use.

Our Eco-Floating Series of docks features heavy duty 100% polyethylene plastic floats that feature heavier foam walls up to 1" thick and no Styrofoam inside for superior durability.

Discarding waterlogged Floats will be a thing of the past!

Our **ECO Floating Dock Series** is used in deep water situations where pipe docks cannot extend or in lake situations where the bottom is too soft and silty to support pipe dock feet, or where water variations are over two feet.

This series is fast and easy to install, and we have worked to ensure that our floating docks are so stable that the corner dips are minimized when standing at the corner of your dock.

Our **Low-Profile ECO Floating Dock Series** is used specifically for applications where a low freeboard is required. At only 8" above water this Dock is perfect for camps, paddle boards, kayaks, rowing boats, non-motorized lakes, dragon boats, canoes and commercial use for special low-profile requirements.



Size	ECO FLOATING DOCKS 15" FREE BOARD		LOW PRO ECO FLOATING DOCKS 8" FREE BOARD		END CAPS	
	Semi Floating Ramp	Floating Section	Semi Floating Ramp	Floating Section	With Notched Hinge	Without Notched Hinge
4' x 10'	\$2,356	\$2,712	\$2,366	\$2,732	\$120	\$95
4' x 14'	\$3,281	\$3,772	\$3,156	\$3,888	\$120	\$95
4' x 20'	\$4,477	\$5,459	\$4,352	\$5,450	\$120	\$95
4' x 24'	\$5,273	\$6,476	\$5,148	\$6,612	\$120	\$95
4' x 28'	N/A	\$7,637	N/A	\$7,783	\$120	\$95
6' x 10'	\$3,400	\$3,944	\$3,266	\$4,086	\$125	\$100
6' x 14'	\$4,500	\$5,588	\$4,366	\$5,596	\$125	\$100
6' x 20'	\$6,257	\$7,889	\$6,123	\$8,173	\$125	\$100
6' x 24'	\$7,420	\$9,596	\$7,286	\$9,746	\$125	\$100
6' x 28'	N/A	\$11,239	N/A	\$11,255	\$125	\$100
8' x 10'	\$4,404	\$5,116	\$4,424	\$5,156	\$140	\$110
8' x 14'	\$6,105	\$7,087	\$5,855	\$7,319	\$140	\$110
8' x 20'	\$8,332	\$10,296	\$8,082	\$10,278	\$140	\$110
8' x 24'	\$9,864	\$12,442	\$9,614	\$12,542	\$140	\$110
8' x 28'	N/A	\$14,179	N/A	\$14,643	\$140	\$110

Floating Docks can be combined with Pipe Series Docks. Note: All ramps 20' & 24' have option of a built-in cable cross at \$275. For commercial use ask about our Super Duty floating series.




Anchor Kits from \$211

Over 254 lbs. of concrete includes shock absorber, frame bracket, shackle and hardware. Chain is available at a separate cost.



Vertical Sliding Bumpers from \$165

These exclusive bumpers protect your vessel and dock regardless of water level heights. Horizontal & vertical adjustability. Available in 30" or 42" lengths.



Designer Corner Bumpers - \$75

DockinaBox® exclusive design that protects your watercraft and swimmers as well. Our bumper covers top and side of the dock.



Flip Up Dock Cleats from \$25

Eliminate trip hazards with these sleek looking cleats that flip up for mooring watercraft and flip down when not in use. See accessories for options.


FLOATING DOCK SERIES

MADE IN CANADA

DockinaBox® floating systems are manufactured with the strongest substructure in the industry. Our superior design increases buoyancy and provides maximum stability so that corner dips are reduced. Our floats are 100% recyclable and Canadian made. With chains and our shock absorbers, your dock will be more stable than the rest.

- **Double braced frame at the hinge points** to eliminate frame racking and flexing, ultimately increasing the life expectancy of the dock
- **Plastic insulators** are used when stainless steel touches aluminum
- **Multi Chambered Frame extrusions** increases the load strength and rigidity of the dock for stability, comfort and safety
- The **traction safety strip** used on the top edge surface of the frame ensure safe ingress and egress
- **Locking hinges** enable our floating dock sections to become one rigid section thanks to our triple chambered frames
- **Advanced floating design** with 30 lbs./sq.ft. of buoyancy, reducing the dock corners dipping into the water when you stand on them. Our float design also creates and optimizes ice lifting characteristics for when the water freezes in the winter
- All docks welded with **CMT technology**

Each floating section is designed with over 30 lbs./sq.ft. of buoyancy - significantly higher than other manufacturers. You'll feel less shaky compared to other systems on the market.



1. Decking supports spaced 16" or less
2. Evenly spaced floats to reduce drag in currents and allow flow through
3. DeckWave® with slide in track
4. Triple Chambered Frame
5. Double Braced frame and gusset to eliminate flex



Heavy Duty Hinge - \$95

1/4" thick laser cut **stainless steel**, includes pin, clip, plate and hardware.



Filler Strip - \$30/ft.

Used to cover the locking hinges and create a seamless and safe platform when joining our floating docks together.



Chain Connector - \$55

Heavy-Duty **stainless steel** Anchor Brackets to be used for all floating dock applications and are stronger than regular steel.



Heavy Duty Locking Hinge - \$110

1/4" thick laser cut **stainless steel**, used to lock floating dock sections together. 25% Stronger than regular steel hinges.

Our 6' x 20' Floating Dock can support up to 20 adults without getting your feet wet even on our Low Pro Series.

TOWER AND TOWERLESS SERIES

DOCKINABOX.COM

Tower Docks in Lengths up to 54 Ft.

Our unique tower arch recesses into the frame so it is hidden during the summer months. When the tower is pulled up from the shore, each section of the dock is lifted up from the arch. The easy lowering and raising system saves annual dock installation and removal costs, making it a one person job.



Tower Dock Shown

SUPER DUTY TOWER Series

4' x 24'	\$8,885	6' x 24'	\$10,775	8' x 24'	\$12,935
4' x 34'	\$12,795	6' x 34'	\$15,465	8' x 34'	\$18,635
4' x 44'	\$16,860	6' x 44'	\$20,155	8' x 44'	\$24,465
4' x 54'	\$19,645	6' x 54'	\$24,965	8' x 54'	\$30,295

Towerless One Piece Frame for Lengths up to 28 Ft.

Our towerless docks offer a unique advantage over our tower docks. Utilizing the shoreline, a simple cable can be attached to a high point (hilltop, tree or pole) to lift the dock out of the water. A gin pole can also be integrated into the dock if there is not a high enough point to lift the dock.



Tower Dock Shown & Towerless in the Background

HEAVY DUTY TOWERLESS Series for 4' Waves

4' x 20'	\$5,705	6' x 20'	\$6,715	8' x 20'	\$8,365
4' x 24'	\$6,850	6' x 24'	\$8,050	8' x 24'	\$10,075
4' x 28'	\$7,985	6' x 28'	\$9,385	8' x 28'	\$11,730

SUPER DUTY TOWERLESS Series for 5' Waves

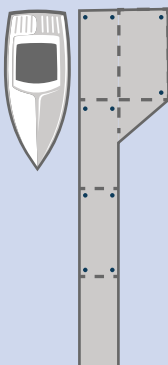
4' x 20'	\$7,100	6' x 20'	\$8,365	8' x 20'	\$9,895
4' x 24'	\$8,495	6' x 24'	\$10,015	8' x 24'	\$11,665
4' x 28'	\$10,395	6' x 28'	\$12,425	8' x 28'	\$14,455

All pricing includes DeckWave® decking.
Pipes, installation and shore work are extra.
Tower winch and hardware kits from \$1,115.
Optional walkway - \$25/ft.

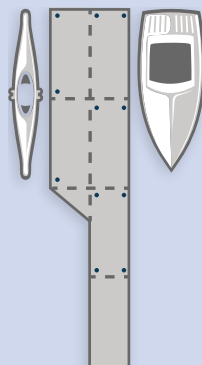
MODULAR DESIGN

MADE IN CANADA

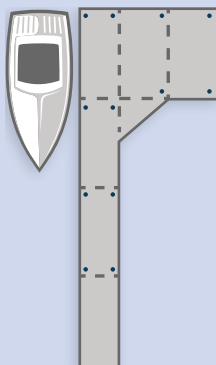
DESIGN 1
Side Patio



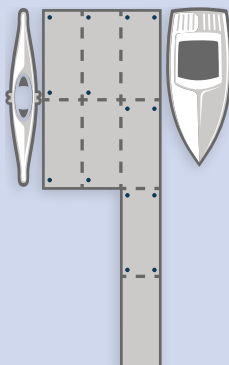
DESIGN 2
Side Patio



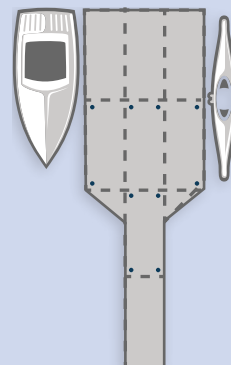
DESIGN 3
Wide Patio



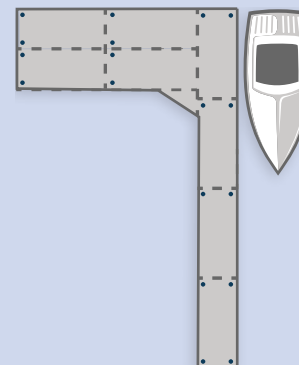
DESIGN 4
Large Patio



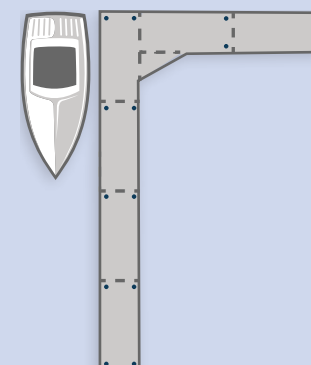
DESIGN 5
Large Patio



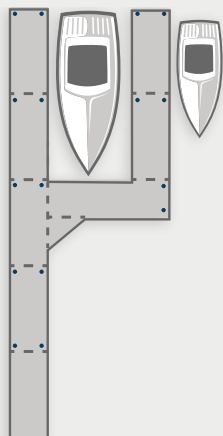
DESIGN 6
L-Shaped Patio



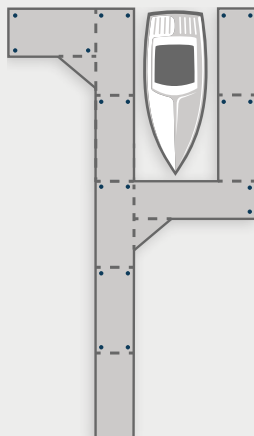
DESIGN 7
L-Shaped Patio



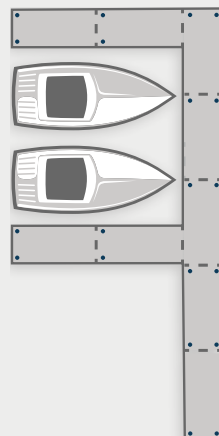
DESIGN 8
Single Slip



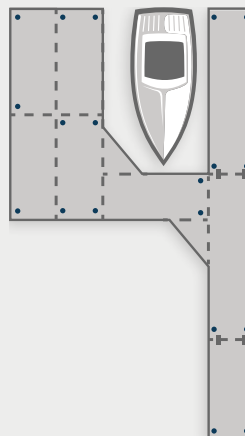
DESIGN 9
Single Slip



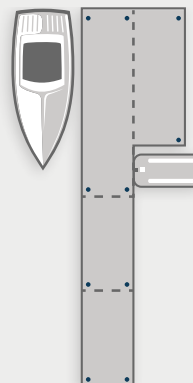
DESIGN 10
Double Slip



DESIGN 11
Hybrid / Pipe Patio



DESIGN 12
Floating with
Patio



Often considered but rarely used, since these designs limit mooring options for your vessel.




LIFT 'N LOCK

DOCKINABOX.COM

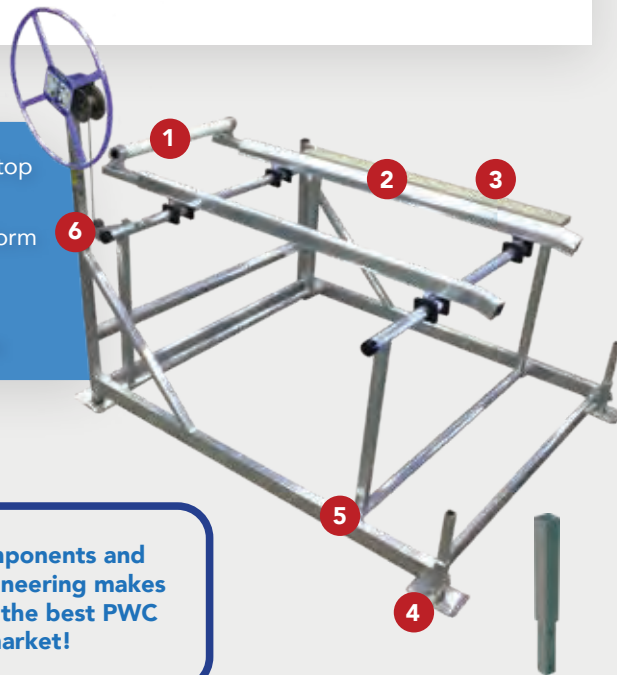
PWC & ALUMINIUM BOAT CANTILEVERED LIFTS

The Lift 'N Lock PWC lift series is exclusive to DockinaBox® and designed for PWC and small watercrafts up to 15ft. These lifts feature dual position winches, heavy wall tubing at pivot points, mechanical lock in the UP position, up to 50" lift height (1250 Series), anti-theft lock location for enhanced security, interchangeable winch post locations for ultimate convenience, fully welded frames, standard adjustable 18" legs and vinyl covered bunks with angled down entry. Various options and accessories available.

1. Optional Adjustable Bow Stop
2. Vinyl & Aluminum Bunks
3. Optional Board Assist Platform
4. Adjustable Legs
5. Heavy Wall Pivot Points
6. Secure Stop with lock point



Welded components and custom engineering makes Lift 'N Lock the best PWC lift on the market!



Winch Post Extension Option

LIFT 'N LOCK PRICING

Model	LL1100	LL1250	LL1250W
30" Hand Wheel	\$2,585	\$2,970	\$3,385
Electric Winch	\$3,235	\$3,620	\$4,035
Electric Remote Control	\$3,885	\$4,265	\$4,680

SPECIFICATIONS

Model	LL1100	LL1250	LL1250W
Capacity	1100 lbs.	1250 lbs.	1250 lbs.
Lift Height	40"	50"	50"
Length	77"	96"	96"
Max Beam	60"	72"	84"
Height	80"	87"	87"
Weight	175 lbs.	250 lbs.	270 lbs.
Legs	18" Std	18" Std	18" Std

LIFT 'N LOCK OPTIONS

Adjustable Bow Stop	\$370
Board Assist Platform	LL1100 Series - \$350 LL1200 Series - \$380
36" Legs	Upgrade \$70/pair or Non-upgrade \$175/pair
18" Winch Extension	All LL Series - \$100

VERTICAL BOAT LIFTS

MADE IN CANADA

Small to Large Vertical Boat Lifts

Vertical Lifts (VL) have an open structural design that allows easy access to your boat from both sides of the lift while the boat is in the water. VL platforms are designed to descend, lower and lift higher than the competition systems. This versatile range allows the same lift to be used for both shallow and deep water applications, as well as in areas with fluctuating water levels.

Constructed of marine grade aluminum in various weight classes, manual or remote control with either AC or DC electric power drives. Sunbrella® canopies are optional. Some models are available in 80" lift height.



ULTRABUNK®

Our long lasting aluminum vinyl UltraBunk® can be adjusted up or down, from bow to stern and towed in & downward to better fit your watercrafts hull. **Another truly unique DockinaBox® design.**



ULTRAGUIDE-IN®

Safely guide your boat into your lift with our aluminum and vinyl UltraGuide-In®. Designed to also provide a walkway to board or service your vessel. Shown with optional guide in roller.



Roll in wheel option

Model	Capacity / Beam	Lift height	Main Water Depth	Weight	Bunks	Manual Winch	Remote Electric	Optional Guides
VL1250	1,250 lbs. / 65"	75"	8.5"	233lbs	Wood / Carpet	\$4,900	\$5,805	Wood / Carpet - \$480
VL16065	1,600 lbs. / 65"	68"	9"	415lbs	Wood / Carpet	\$5,345	\$6,860	UltraGuide-In® - \$1,025
VL20100	2,000 lbs / 100"	68"	9"	440lbs	UltraBunk®	\$6,260	\$8,015	UltraGuide-In® - \$1,025
VL35116	3,500 lbs. / 116"	68"	8"	505lbs	UltraBunk®	\$8,290	\$10,340	UltraGuide-In® - \$1,080
VL45116	4,500 lbs. / 116"	68" *	8"	507lbs	UltraBunk®	\$9,505	\$11,555	UltraGuide-In® - \$1,080
VL50124	5,000 lbs. / 124"	68" *	9"	583lbs	UltraBunk®	\$10,390	\$12,440	UltraGuide-In® - \$1,245
VL60124	6,000 lbs. / 124"	68" *	9"	643lbs	UltraBunk®	\$10,920	\$12,920	UltraGuide-In® - \$1,245
VL80124T	8,000 lbs. / 124"	78"	11"	860lbs	UltraBunk®	N/A	\$17,400	UltraGuide-In® - \$1,350
VL10132	10,000 lbs. / 132"	78"	13"	1217lbs	Wood / Carpet	N/A	\$27,545	Wood / Carpet - \$1,715

* Tall 80" Lifting Height available & DC with Solar Panel in 12 & 24 Volt also available

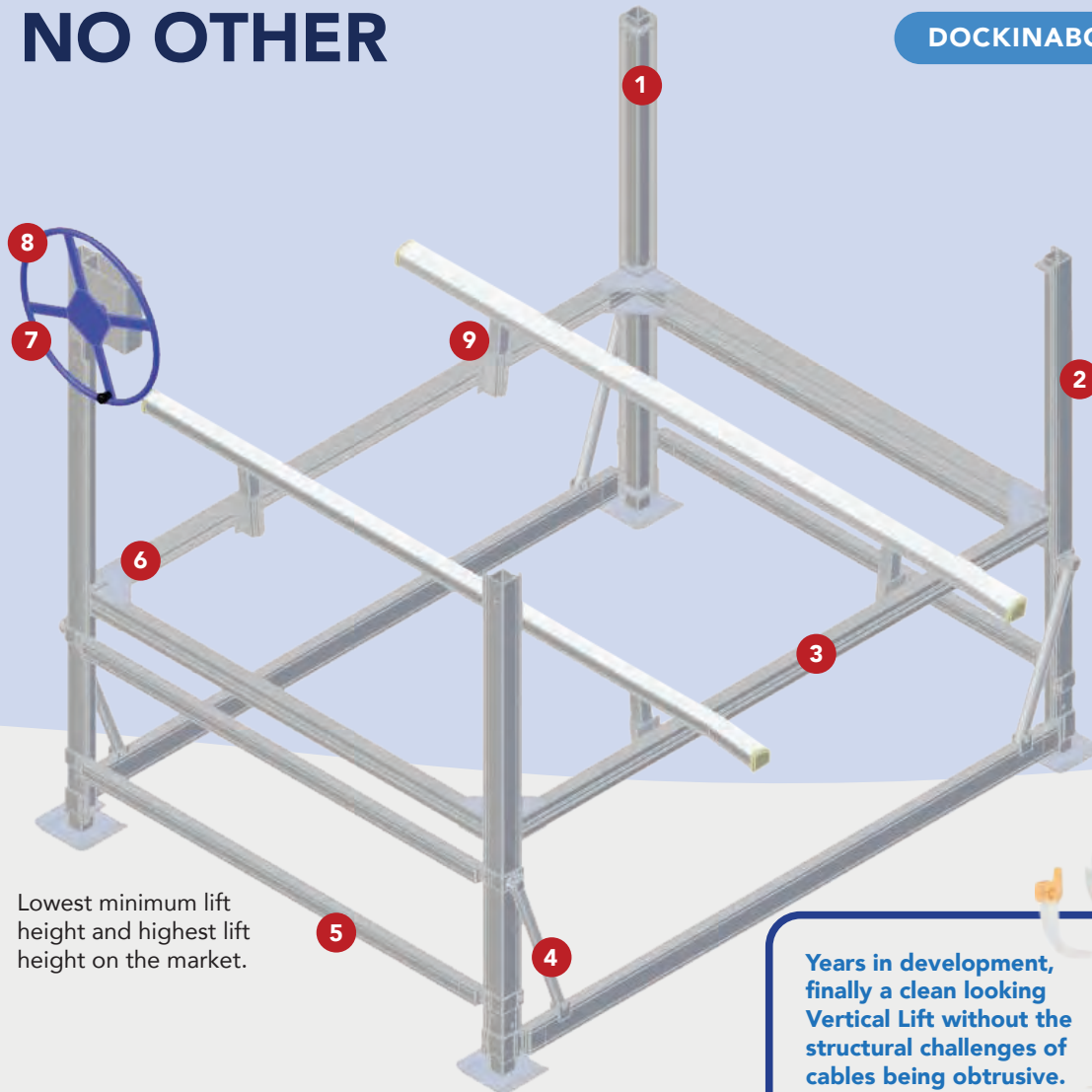
A LIFT HEIGHT LIKE NO OTHER

DOCKINABOX.COM

EXCLUSIVE TO DOCKINABOX®


The DVL series Lift is exclusive to DockinaBox® and designed to lift boats higher than traditional vertical lifts on the market today. It has the unique ability to raise a boat from just under 6" from the lake bottom. Lower, wider and longer stance than other lifts on the market.

1. Unique vertical corner post design hides and protects lift cables while providing unwavering support
2. Standard lift height of 72" - Taller than most lifts on the market (optional 84" available)
3. Incredibly low 6" lift height
4. Oversize diagonal support gussets
5. Smooth Cable Operation
6. Horizontal support tubes unlike any other lift in the industry
7. Unique roller fairlead design
8. Oversized winch drum
9. Bunks angle towards lift entry point



Lowest minimum lift height and highest lift height on the market.

Years in development, finally a clean looking Vertical Lift without the structural challenges of cables being obtrusive.



Capacity	Beam	Lift Height	Bunk Type	Manual Winch	Remote Electric Price	Optional Guide-Ins	Inboard Bunk	Inside Keel Bunk	DC 12V Solar Power Pak	DC 24V Solar Power Pak
3,500 lbs	118"	72"	2 - Vinyl / Aluminum	\$9,080	\$10,400	\$1,080	\$150	\$750	\$1,150	\$1,350
4,500 lbs	118"	84"	4 - Vinyl / Aluminum	\$10,670	\$13,200	\$1,080	\$225	\$750	\$1,150	\$1,350

DC System Includes: 12 Volt / 20 Watt Solar Panel, Charge Controller, Fiberglass Battery Box and Battery. 24V System also available

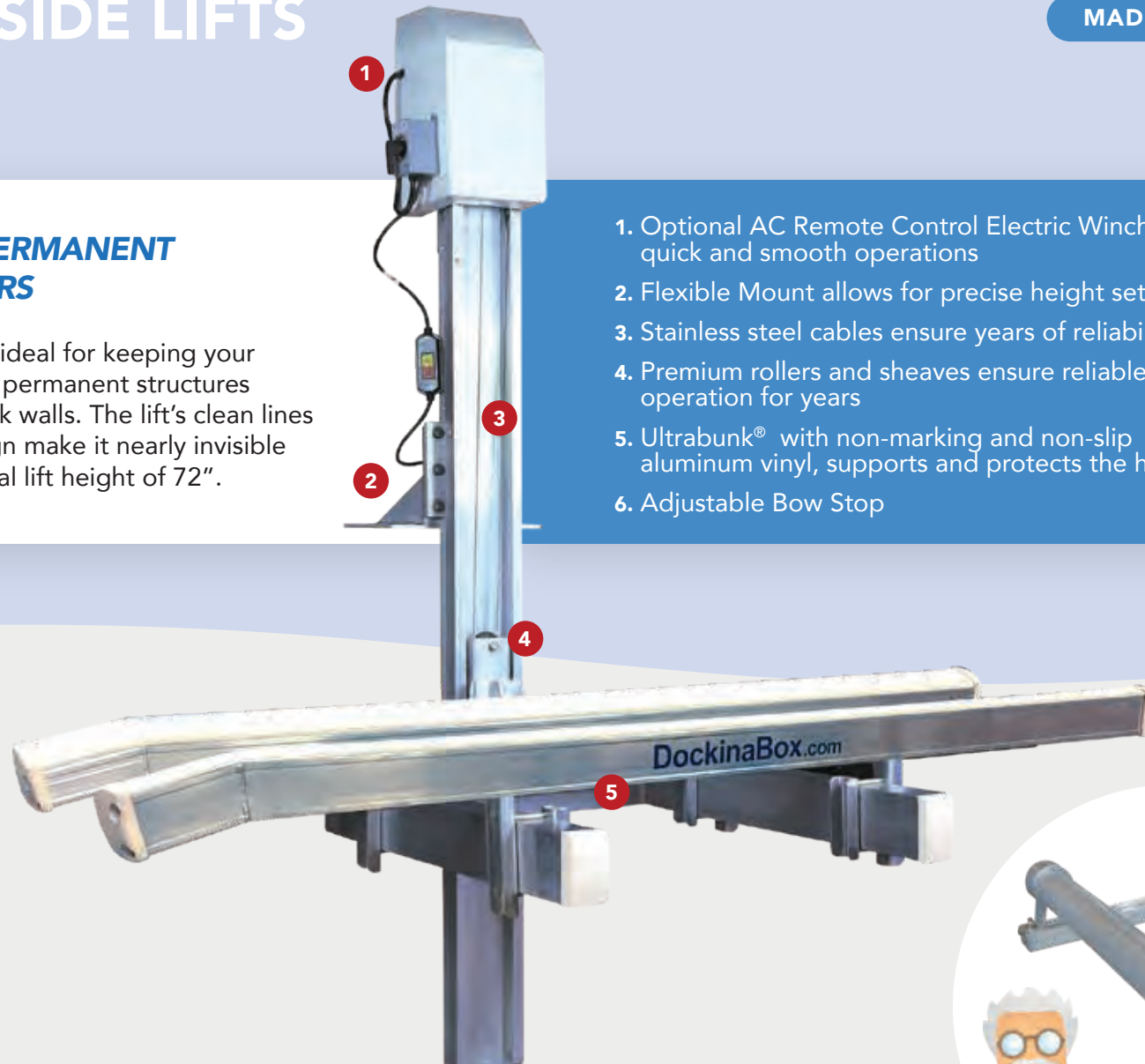
VERTICAL SIDE LIFTS

MADE IN CANADA

PWC LIFT FOR PERMANENT DOCKS AND PIERS

The vertical side lift is ideal for keeping your PWC safely stored on permanent structures like crib docks or break walls. The lift's clean lines and simplicity of design make it nearly invisible when in use with a total lift height of 72".

1. Optional AC Remote Control Electric Winch for quick and smooth operations
2. Flexible Mount allows for precise height setting
3. Stainless steel cables ensure years of reliability
4. Premium rollers and sheaves ensure reliable operation for years
5. Ultrabunk® with non-marking and non-slip aluminum vinyl, supports and protects the hull
6. Adjustable Bow Stop



Capacity (lbs)	Lift Height	Bunk Length	Switched AC Electric	Switched AC Remote	Weight (lbs)
VSL 1100	72"	6.5'	\$3,345	\$3,965	275
VSL 1500	72"	7.5'	\$3,745	\$4,365	295

Bow Stop ensures precise parking and balanced operation. Now included in all 2022 models.



HYDRAULIC LIFTS & FLOATING LIFTS

DOCKINABOX.COM



Hydraulic Lifts

Hydraulic Lifts are available in 2000 to 12,000 lbs. capacities, in either 48" or 60" lifting heights. Quiet and fast with a less visible design than typical lifts make this a great unit for an unobstructed view of the lake. Includes complete solar power pack.

Capacity	Lifting Height	Min. Bunk Height	Shipping Weight (apx)	Price
1,750 lbs.	60"	25"	235 lbs.	\$9,450
2,000 lbs.	48"	24.5"	215 lbs.	\$9,625
4,000 lbs.	48"	25"	522 lbs.	\$14,605
4,000 lbs.	60"	26"	542 lbs.	\$14,780
6,000 lbs.	48"	29.5"	710 lbs.	\$16,285
7,000 lbs.	48"	29"	740 lbs.	\$17,690
7,000 lbs.	60"	30"	760 lbs.	\$18,045
9,000 lbs.	48"	29.5"	977 lbs.	\$24,920
9,000 lbs.	60"	31"	997 lbs.	\$25,495
12,000 lbs.	48"	48"	1,450 lbs.	\$34,235
12,000 lbs.	60"	60"	1,500 lbs.	\$34,755



Floating Lifts

A floating boat lift is a safe and reliable solution where water depths or lake bottoms make other lifts impossible. Rugged, clean and simple to operate, these lifts use the simple power of buoyancy to raise almost any vessel.

Capacity	Slip Width Under 12'	Slip Width Over 14'
4,500 lbs.	\$13,285	\$15,065
6,600 lbs.	\$16,445	\$18,515
8,600 lbs.	\$19,515	\$21,850
9,800 lbs.	\$22,028	\$24,480
11,000 lbs.	\$25,285	\$29,590
12,500 lbs.	\$28,740	\$31,425
14,000 lbs.	\$32,575	\$36,245
AC + DC Models	Special applications up to 30,000 lbs	

HYROLLER BOAT LIFT & MARINE RAILS

MADE IN CANADA



Hyroller Boat Lift

"Necessity is the mother of all inventions." Owners of yachts and large vessels face a special challenge when it comes to protecting and storing their watercraft. We researched the market and were unimpressed with the features, engineering and long-term reliability of lifts available. Most were too fragile, unreliable, had insufficient lifting range, offered little protection and were not suited for varying water levels or for ice covered lakes.

Armed with engineering, aluminum, fabrication and extensive marine experience, DockinaBox® took a clean sheet approach to design and create the next generation of high capacity boat lifts.

Capacity	Max. Lift Height	Bunk / Qty Length	Length / Width	Starting Price
14,000 lbs	60" - 84"	4 / 20'	18' / 12'	\$40,245
18,000 lbs	60" - 84"	6 / 22'	24' / 13'	\$54,045
24,000 lbs	60" - 84"	6 / 22'	24' / 14'	\$67,845
30,000 lbs	60" - 84"	8 / 30'	32' / 15'	\$80,495



Marine Rails

Marine Rails are available in 4,000 and 6,000 lb models. Easy to operate, they require low maintenance and offer a high corrosion resistance. Available in switched or remote control power driver.

Popular Components	Price
AR4000 Carriage (40' of Track)	\$7,095
AR4000 Power Drive - 1HP	\$4,115
AR4000 Remote Drive - 1HP	\$5,650
AR4000 Track Section (10')	\$830
AR6000 Carriage (20' of Track)	\$8,230
AR6000 Power Drive - 1.5HP	\$4,420
AR6000 Remote Drive - 1.5HP	\$6,090
AR6000 Track Section (10')	\$995

Innovative Patent Design: Low Profile with Walkway



Technically the most advanced drive-on PWC port available on the market.

1. Optional **braking mechanism** prevents the PWC from rolling off the port during rider changes or when in storage - an industry first!
2. **Interchangeable Bow Stop** allows the unit to be configured with the walkway on left or right side
3. **Large stable 13" wide walkway** for convenient boarding and added buoyancy
4. **Air Vent chambers** on all six quadrants of the Port; raise, lower or tilt the port as required
5. Optional **EVA foam padding** adds traction using premium quality hydro turf mats
6. Can be mounted to fixed or floating docks using Belt Hinges or Pole Mount
7. Bow entry roller
8. Roller adjustment from 31" - 33" apart for different hull designs

SPECIFICATIONS

DockinaPort® Bow & Stop	\$2,795
PWC Capacity + 2 People	1,600 lbs.
Length	150 inches
Width	64 inches
Weight	320 lbs.

OPTIONS

EVA Foam Walkway (Blue or Grey)	\$245
Quick Disconnect Plate	\$70/pair
Dual Brake Mechanism	\$265
Belt Hinge (pair)	\$485
Pole Mount 31" (pair)	\$455
Pole Mount 45" (pair)	\$495
Winter Cover	\$450



Pole Mount - Start at \$455

Ideal for mounting to a fixed dock or a breakwall. Available in 31" or 45" heights



Quick Disconnect Plate - \$70

Perfect for easy removal of your DockinaBox® system from your dock. Fits both Pole and Belt Mount.



Belt Hinge \$485

For mounting to a floating dock system. Custom applications can be accommodated.



PATENTED LOW PROFILE DESIGN WITH WALKWAY

Years of development have resulted in the production of the most advanced PWC drive on port in the industry. No Styrofoam used in manufacturing process.



- The DockinaPort® is uniquely designed with a low profile
- The right width and length for current and past size watercraft
- Designed to handle either the smallest or the heaviest PWC due to the leveling air chambers
- The one-of-a-kind low profile and industry only adjustable buoyancy chambers gives you the ability to adjust the port easily to any quadrant you wish to raise, lower or tilt in any direction from one or all of the 6 air vents which is a unique exclusive feature
- Add the optional Hydro Turf EVA foam walkway for comfort and safety, a first in the industry exclusive to DockinaBox®
- Mount to the front or the side where you want with our flexible mounting systems depending on whether you have a fixed dock or floating system
- Our **large adjustable rollers are not exposed**, unlike other brands, and can be adjusted for different hull designs
- Easily configured to have the walkway on the left or right side with the **interchangeable bow stop and aft roller**
- An industry leader with a huge 13" wide walkway which provides a convenient boarding platform ideal for rider changes or for putting on a cover great when paired side by side
- Unique to DockinaBox® our optional Dual Brake Mechanism prevents your PWC from rolling off the port during rider changes or when left unattended
- Optional quick disconnect bracket makes removal in the Fall a breeze. Available for both belt hinge and pole mount.

DESIGNER SERIES LADDERS

DOCKINABOX.COM

Designer Series Ladders

DockinaBox® has perfected the dock ladder. Designed to feel more like stairs than ladders, the designer series ladders have angled sides and are constructed using highly engineered extrusions. With an anodized finish using only stainless steel hardware, the designer series ladders will stand up to the test of time.

- Frames constructed using 1 ¼" aluminum - thicker and stronger than other marine ladders and tested to hold over 250 lbs.
- A more natural climbing angle makes climbing in and out of the water safer and easier. Ladder frame rests firmly against the side of your dock, ensuring sturdy operation and reducing the "pry-bar" effect
- Wider steps with an ergonomic curve create a strong and comfortable tread. Anti-slip texture on each step prevents slips and falls. Bolt Down and Flip Off ladders are 15° ST Ladder® and Premium ST Ladder® are at a 20° incline
- Designed for simple assembly using high quality stainless steel fasteners - only one screwdriver is needed
- Each step is 10" apart




Bolt Down Style	
3 Step	\$480
4 Step	\$525
5 Step	\$545
6 Step	\$575

Bolt Down shown




Flip Off Style	
3 Step	\$545
4 Step	\$565
5 Step	\$600
6 Step	\$640

Quick Disconnect shown



ST Ladder®	
3 Step	\$655
4 Step	\$690
5 Step	\$730
6 Step	\$755

Shown in "up" position



Premium ST Ladder®	
3 Step	\$805
4 Step	\$840
5 Step	\$875
6 Step	\$910

Shown in "up" position



For DockinaBox® docks only, the Ladder Support Bracket is needed

STD - \$85

HD - \$90



Bracket Kit SD - \$100

STAIRS, BOARDING PLATFORM AND WHEEL TRANSPORT KIT

MADE IN CANADA

DOCK STAIRS AND RAIL SYSTEM

Stair system utilizing DeckWave® Decking, designed to be used in water. Rise is 8 inch and each step is 12 inches deep, steps are 36 inches wide with Non-Slip DeckWave® Decking. Available from 3 steps up to 6 steps.

Optional interchangeable right/left or both hand rails available.


		Single Railing
3 Step	\$575	\$230
4 Step	\$835	\$285
5 Step	\$1,085	\$325
6 Step	\$1,325	\$375

Hold Down Kit \$150



Lower Level Boarding Platform

Lower Level Boarding Platform mount to the 40" spacing on all Standard Duty, Heavy Duty, and Super Duty Docks allows easier access to launch paddle boards, kayaks, etc. Platform is 72" x 12" and sits 10" down from the top of the dock. Complete with all mounting hardware.



STD/HD \$600
SD \$625

Shown with 30" Vertical Bumpers & Corner Bumpers



Dock Clamp Set

Dock Wheel Transport Kit

Make it easier installing or removing your dock annually with our exclusive DockinaBox® Wheel Transport Kit.

Our Wheel Clamp Kit attaches permanently to your dock legs, making it easy to slide on the wheel bracket with additional clamp kits. Adding additional clamps will allow wheels to easily be moved to alternate ends of the dock for placement or removal depending on the season's requirements.

Our Wheel Transport Kits are built to accommodate any series of our pipe docks. From 1.900" to 2.375" diameter pipes.

Dock Wheel Transport Kit for 1.900" Diameter Pipe	\$455/set
Dock Wheel Transport Kit for 2.375" Diameter Pipe	\$485/set
Additional Dock Clamp Set for 1.900" Diameter Pipe	\$105/set
Additional Dock Clamp Set for 2.375" Diameter Pipe	\$135/set

SUNSPOT SWIM RAFT

DOCKINABOX.COM



OUR SWIM RAFTS SIT LOW IN THE WATER MAKING THEM EASY TO BOARD

Made from 100% molded polyethylene plastic, they are safe and easy for anyone to use with no pinch points and a unique textured surface prevents slipping.

- 1500 lb. weight capacity
- Textured surface offers unmatched grip
- Rigid under ribbing eliminates rippled surface
- Rounded cell design allows for easy cleaning and superior drainage
- Smooth and comfortable seat position
- Seats can be removed for a clean, unobstructed raft surface
- Seats include molded cup holders
- Boarding ladder optional



Only 7" above water designed for lakes with waves less than 3ft.



Fun with or without seats and ladders.



DockinaBox® is committed to the environment and uses 100% recyclable materials

SUN SPOT 8' x 10' SWIM RAFT	\$2,295
Sand Filled Anchor	\$85
Contoured Seats Sold in Pairs	\$295
SunSpot 2' x 4' Slide	\$325
Complete 4 Point Anchoring Kit	\$350
Swim Raft Aluminum 3 Step Ladder	\$350



4 Point Chain Anchor Kit - 245 lbs



Sand Filled Anchoring System - 200lbs



Aluminum 3 Step Ladder - Foldable

NEW ENVIRONMENTALLY FRIENDLY ECO FLOATS

MADE IN CANADA

DockinaBox® New 100% recyclable Eco Floats are here! With a thicker wall than any other float on the market, up to .750", our floats are manufactured exclusively from recyclable polyethylene. In fact, we are so confident in our Eco Floats that DockinaBox® is offering a **GENERATIONAL** warranty with their purchase. Ask for details.

Our Eco Floats exclusive feature:

- Atmospherically vented to maintain equalized air pressure (**Gore Technology**)
- Highly engineered bottom profile to eliminate ice crushing by raising the float out of the ice (**Ice Lift Zone**)
- **100% recyclable** including the polyethylene foam inside
- The outer skin is on average .200 - .250 thick, almost 50% thicker than competitors (**Better Impact**)
- If within 15-20 years if condensation builds up, the water can be simply drained and float put back in service unlike Styrofoam **Bonus: Not Having to Replace Floats**

ECO Dock Floats

Size	Buoyancy	Weight	Price
3' x 4' x 12'	610 lbs.	42 lbs.	\$375
4' x 4' x 12'	830 lbs.	56 lbs.	\$520
3' x 6' x 12'	910 lbs.	63 lbs.	\$570
Low Profile	Eco Floats - 8" Free Board		
4' x 4' x 8'	550 lbs.	38 lbs.	\$385
3' x 6' x 8'	640 lbs.	42 lbs.	\$430



1. Ice Lift Zone
2. Gore vent
3. Outer skin thickness



Made in Canada.
100% recyclable.

DockinaBox® has invested over 3 million dollars in a high tech facility with the most advanced equipment in North America to produce a better more durable long lasting float product that is environmentally friendly.

DOCK & MOORING ACCESSORIES

DOCKINABOX.COM

VERTICAL SLIDING BUMPER*

Exclusive to DockinaBox®, these vertical bumpers protect your dock and your vessel regardless of the water level. Nearly limitless vertical and horizontal adjustability.

30" Vinyl Vertical Bumper*	\$80
42" Vinyl Vertical Bumper*	\$95
STD Bracket \$80	HD Bracket \$85
STD X Bracket \$110	HD Bracket \$115
Super Duty Bracket	\$95
Super Duty X Bracket	\$120



CORNER BUMPERS

While All Purpose Bumpers cover the top corner, our Designer Series, exclusive to DockinaBox® covers both the top, side and the bottom of your dock, protecting your watercraft and swimmers.

Designer Bumper* STD & HD \$75 SD \$80
Available in Beige, Grey and Sand

Note: Std and HD sizes cover top, side & bottom. SD size covers top and side only.

Generic Corner Bumper \$40
Available in Grey, Black and White



SOLAR LIGHTS

Low profile design makes it perfect for docks and marina applications needing to provide ambient pathway and dock lighting.

Aluminum Solar Light	\$50
Purchase of 4 or more	\$48 ea.
Purchase of 8 or more	\$46 ea.
Mounting Hardware*	Twin Pack \$5



MOORING WHIPS

The spring action of a mooring whip will keep your boat a safe distance from the dock in conditions of wind and high wake.

3,000 lb. capacity (8' pole)	\$360
5,000 lb. capacity (12' pole)	\$560
10,000 lb. capacity (14' pole)	\$650
Regular Spring Line Kit - 15'	\$35
Long Spring Line Kit - 22'	\$40




DOCKSIDE BUMPER

Protect the dock and your watercraft from side damage with the dock side bumper designed by DockinaBox®. Our Dock Side Bumpers are available by the foot or 50' roll and are designed to match with our bulk bumpers.

Slide in Bumper \$5.95/ft.
Available in Beige and Grey

Bulk Bumper (50' roll) \$7.95/ft.
Available in Grey, Black and White

Stainless Screws - 50pcs./pack \$15.00/bag
Stainless Washers - 50pcs./pack \$15.00/bag



FLIP UP DOCK CLEATS

Eliminate trip hazards with this sleek design that flips up for mooring and flips down when not in use.

4" Aluminum	\$25	Powder Coated	\$28
5" Aluminum	\$30	Powder Coated	\$33
7" Aluminum	\$35	Powder Coated	\$38
Colours available - Beige, Grey or Sand			

7" Reinforced Plastic Cleats \$25
Colors available- Black, Blue, Red, Grey, Beige

*Dock Mounting Hardware Kit \$6




DOCK & MOORING ACCESSORIES

MADE IN CANADA

INSIDE CORNERS*

Enhance the appearance of your dock while adding up to 18 sq. ft.. Makes a great place to mount our ladders.

	Std	HD	SD
4' x 4'	\$735	\$800	\$880
6' x 6'	\$1,295	\$1,350	\$1,475



KAYAK RACK FOR DOCKINABOX® FRAMES*

Safely store your kayaks, canoes and paddle boards conveniently on the dock using the exclusive mounting brackets.

Single Rack	\$375
Double Rack	\$485
Triple Rack	\$595



CROSS BRACES*

When putting your dock in deep water, you can add the telescopic cross brace for added reinforcement to eliminate movement in rough waters.

Up to 7' Dock Height	\$140
Up to 9' Dock Height	\$150
Cable Cross	\$275



MUD PADS

Prevent pipe legs from sinking in muddy or silty lake bottoms where up to 6" of sinkage is possible.

\$80 Each

TRANSPORT WHEEL (LARGEST WHEELS IN THE INDUSTRY)

27" Heavy Wall \$110



HEAVY DUTY HINGES*

Heavy duty floating dock stainless steel hinges are 1/4" thick laser cut stainless steel and used for floating docks and ramp section with our Heavy Duty and Super Duty Series. Includes hinge pin, clip, plate and hardware.

from \$95



CHAIN CONNECTOR FOR FLOATING DOCK*

Heavy-Duty Stainless-Steel Anchor Brackets to be used for all floating dock applications where an anchor is required for stability. Stainless Steel is 25% stronger than Galvanized steel and will never rust.

\$50 Each



ROUGH WATER HOLD DOWN BRACKET*

Stainless Steel Anchor Chain Bracket for all Pipe dock applications where an anchor is required for stability. Stainless Steel is 25% stronger than Galvanized steel and will never rust.

\$55 Each



SHORE MOUNTING BRACKET

Connecting your dock to the shore, a brake wall or existing dock structure is made easy with our shore mounting brackets.

\$55 Each



ANCHORS

Concrete weight used to firmly hold the floating system in place.

Jumbo Concrete Anchor - 300 lbs.	\$100
Concrete Anchor - 245 lbs.	\$95
Anchor Shock Absorber	\$55
Chain Connector	\$55
Shackle	\$6



* This accessory applicable on DockinaBox® Dock Systems only.

LIFT ACCESSORIES & ICE EATER DE-ICERS

DOCKINABOX.COM

BOAT LIFT WHEEL TRANSPORT KIT

Exclusive to DockinaBox®, these vertical wheels attach to almost any lift making season install or removal easy.

Smarte Jack with wheels	\$795
Smarte Jack without wheels	\$605
27" Plastic Wheel	\$110



BOAT LIFT WINCH MOTOR

Attaches to most brands of boat lift winches with the Adapter Kit. Available for AC or DC power.

Key Switch (including cover)	\$1,840
Remote Control (including cover)	\$2,585
Adapter Kit	\$220
DC12V Solar Kit Package	\$1,080
DC 24 V Solar Kit Package	\$1,200



ULTRABUNK®

Long lasting aluminum vinyl UltraBunk® can be adjusted up or down, from bow to stern and towed in or out to better fit almost any boat lift application.

Boat Lifts 9.5'L	from \$1,025/pair
Boat Lifts 11.5'L	from \$1,190/pair



ULTRAGUIDEIN®

Safely guide your boat into your lift with our aluminum and vinyl UltraGuideIns®. Designed to provide a walkway to walkaround or board your vessel.

Ultra GuideIn® 10'L	from \$1,025/pair
HD Ultra GuideIn® 12'L	from \$1,245/pair
Roll In Wheel Kit	from \$145/pair



The Ice Eater is designed to prevent ice from forming around boats, marinas, docks and piers as well as effectively melting existing ice by breaking the surface with a continuous current of warmer bottom water.

ICE EATER DE-ICING UNITS

¾ HP Ice Eater with 25' Cord	\$1,100
¾ HP Ice Eater with 50' Cord	\$1,195
¾ HP Ice Eater with 100' Cord	\$1,295



ICE EATER ACCESSORIES

Electric Timers	from \$50
Thermostat Controller	\$105
Dock Mounting Kit	\$395
Replacement Propeller	from \$40



"CAUTION" Sign	\$105
1NM Amber Solar Beacon	\$250
Post for Sign and Beacon	\$105



CRIMINAL CODE OF CANADA - Section 263 (1) - Duty to safeguard opening in ice. Everyone who makes or causes to be made an opening in ice that is open to or frequented by the public is under a legal duty to guard it in a manner that is adequate to prevent persons from falling in by accident and is adequate to warn them that the opening exists.

COTTAGE ACCESSORIES

DOCKINABOX.COM

KAYAK LIFT LAUNCHER

A single motion lowers the kayak into the water. Can also be used for paddle boards.

\$695



COMING SOON

SPRING 2022

TELESCOPE DOCK HEIGHT ADJUSTER

Used to help level, raise or drop your docking system once it is in the water without having to get wet. This can also be used to raise the end of your dock to install your Wheel Transport Kit.

\$495



BIRD DETERRENT ROD

Aluminum rod which fastens to the DockinaBox dock the holds 2 horizontal fishing lines above the dock. These are sold in 2 or more to be most effective.

\$30 each



SHEARS AND RAKES

Clear weeds quickly and effectively using the weed shear to cut the weeds at the lake bottom. The Floating Rake then collects the cuttings.


Weed Shear Aquatic Weed Cutter	\$300
Lake Rake Floating Rake	\$300



BIRD DETERRENTS

As a preventative measure to repel birds, we have a large selection of humane ways of keeping birds off of your dock and waterfront properties.

Bird Spikes	\$55
360° Repeller (6' diameter)	\$120
Bird Spider (4' diameter)	\$120
Bird Spider (6' diameter)	\$140
Bird Spider (8' diameter)	\$160
Sand Bag Base	\$80
Plastic Red Tailed Hawk	\$40





DockinaBox®

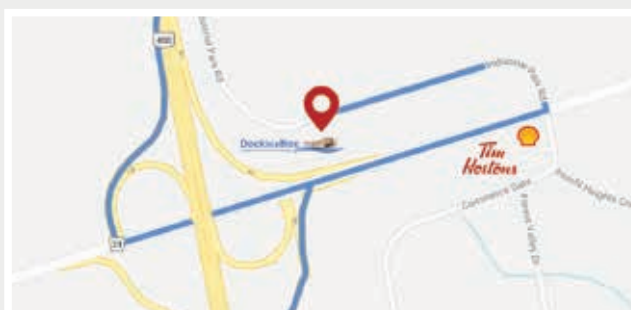
LEADING EDGE TECHNOLOGY & DESIGN



2100 Industrial Park Road
Innisfil, Ontario, Canada L9S 0E4

CONTACT US TODAY!

1-877-877-2561
sales@dockinabox.com
dockinabox.com



Exit 85 from ON-400
Innisfil Beach Rd /
Simcoe County Rd 21



We are an environmentally
friendly company

